



Winton Motor Raceway

Round 2 : March 12 - 14



Date: 14/03/21
 Event: R06
 Weather: Sunny - Temp: 15.5C
 Track: Dry - Temp: 22.3C

Race 2

Started at: 09:45:04
 Laps: 8
 Starters: 22
 Printed at: 10:02


PROVISIONAL CLASSIFICATION


Pos	No	Name	Machine	Laps	Race Time	Behind Leader	Behind Prev	Fastest Lap	On Lap	Top Speed
1	72	Benjamin BAKER (NSW) / YRD / YMI / Shoei / Alpinestar / West Sliders / SCK / Utech Design	Yamaha YZF-R3	8	12:20.506			1:31.430	5	170
2	50	Carter THOMPSON (NSW) / MotoStars / RS+C / Doctor Mak / Yamaha / YRD / Motul / Pirelli	Yamaha YZF-R3	8	12:20.519	.013	.013	1:31.500	5	168
3	59	Tom DRANE (NSW) / Construction Supply Specialists / IC Cons / MD Steel	Yamaha YZF-R3	8	12:28.070	7.564	7.551	1:31.934	5	167
4	121	Reece OUGHTRED (VIC) / ProGP Racing / Dynoverks / Flux Fitness / Moto GC / TT Motorcycles / JAG / Sign Pro	Yamaha YZF-R3	8	12:32.193	11.687	4.123	1:33.004	8	166
5	78	Caleb GILMORE (MWT) / Metcher Motorsport / Siemec / Fusport / Yamaha / YRD / YamaLube	Yamaha YZF-R3	8	12:32.232	11.726	.039	1:32.865	8	167
6	11	Brandon DEMMERY (NSW) / Mini Rev Heads / YRD / 2 Thugs Customs / RWW / Kenma	Yamaha YZF-R3	8	12:32.487	11.981	.255	1:32.888	8	163
7	3	Cameron DUNKER (NSW) / MotoStars / RS+C / Doctor Mak / Yamaha / YRD / Motul / Pirelli	Yamaha YZF-R3	8	12:32.536	12.030	.049	1:32.931	8	164
8	95	Matthew RINDEL (VIC) / Gears Racing / Mick Hone M-cycles / Woodcraft / Top Hat Barber Shop / AMX	Yamaha YZF-R3	8	12:39.067	18.561	6.531	1:33.144	6	168
9	49	Jake FARNSWORTH (NSW) / Full Noise Racing / Worth Race Developments / Freestyle Tattoo Studio	Yamaha YZF-R3	8	12:41.843	21.337	2.776	1:33.932	7	160
10	58	Lucas QUINN (QLD)	Yamaha YZF-R3	8	12:46.445	25.939	4.602	1:34.411	3	165
11	110	Zakary PETTENDY (NSW) / bikesales.com.au	Yamaha YZF-R3	8	12:48.663	28.157	2.218	1:34.536	7	163
12	12	Henry SNELL (QLD)	Yamaha YZF-R3	8	12:48.689	28.183	.026	1:34.572	6	166
13	25	Brodie GAWITH (VIC)	Yamaha YZF-R3	8	12:49.042	28.536	.353	1:34.651	7	166
14	39	Glenn NELSON (QLD) / Buddys Pest Control / Dynoverks / XXX Suspension	Yamaha YZF-R3	8	12:49.175	28.669	.133	1:34.525	7	165
15	181	Liam WATERS (QLD) / Moto-shed	Yamaha YZF-R3	8	12:52.840	32.334	3.665	1:35.117	6	167
16	20	Jonathan NAHLOUS (NSW) / Complete AV	Yamaha YZF-R3	8	12:55.925	35.419	3.085	1:35.178	6	159
17	7	Zane KINNA (VIC) / MotoGC Yamaha / Dynoverks	Yamaha YZF-R3	8	13:00.055	39.549	4.130	1:35.284	3	161
18	35	Varis FLEMING (VIC)	Yamaha YZF-R3	8	13:01.357	40.851	1.302	1:35.236	2	166
19	91	Taiyo AKSU (QLD) / OP Racing / MMM Motorcycles	Yamaha YZF-R3	8	13:09.425	48.919	8.068	1:36.021	4	162
DNF	99	Jacob HATCH (NSW) / Jekyl & Hyde / PTT Lubricants / Addicted to Track / C&C Civil / Vandemon	Yamaha YZF-R3	0		7 Laps				70
DNF	63	Clay CLEGG (NSW) / Williamson Bros / Akubra / Mavin Truck Centre / Central West Electrical	Yamaha YZF-R3	0		7 Laps	.696			88
DNF	355	Laura BROWN (NSW) / Bikebiz / TheBareBird / S hark Helmets / IXON / Falco Motorcycle Boots	Yamaha YZF-R3	0		7 Laps	.452			87


Fastest Lap was 1:31.430 by Benjamin BAKER (NSW)

Current race lap record for R3 class - 1:31.332 by Max STAUFFER (NSW) on a Yamaha YZF-R3 set on 08/09/18

The results are provisional until the end of the time limit for protests and appeals.


 Chief Timekeeper - Scott Laing


 Race Director - Tom Williams


 Clerk of Course - Paul Hinds



www.computime.com.au
 COMPUTIME RACE TIMING SYSTEMS PTY LTD





Winton Motor Raceway

Round 2 : March 12 - 14



Date: 14/03/21
 Event: R06
 Weather: Sunny - Temp: 15.5C
 Track: Dry - Temp: 22.3C

Race 2

Started at: 09:45:04
 Laps: 8
 Starters: 22
 Printed at: 10:02


PROVISIONAL LAP TIMES

No	Name	Lap 1	Lap 2	Lap 3	Lap 4	Lap 5	Lap 6	Lap 7	Lap 8
3	Cameron DUNKER (NSW)	1:39.832	1:33.634	1:33.319	1:33.076	1:32.942	1:33.536	1:33.266	1:32.931
7	Zane KINNA (VIC)	1:45.446	1:36.330	1:35.284	1:36.368	1:35.432	1:36.038	1:39.298	1:35.859
11	Brandon DEMMERY (NSW)	1:38.565	1:33.538	1:33.683	1:33.193	1:33.811	1:33.675	1:33.134	1:32.888
12	Henry SNELL (QLD)	1:43.536	1:35.540	1:34.934	1:35.046	1:35.401	1:34.572	1:34.711	1:34.949
20	Jonathan NAHLOUS (NSW)	1:46.163	1:36.146	1:35.858	1:36.073	1:35.453	1:35.178	1:35.641	1:35.413
25	Brodie GAWITH (VIC)	1:42.846	1:36.020	1:35.374	1:34.995	1:35.082	1:35.012	1:34.651	1:35.062
35	Varis FLEMING (VIC)	1:45.528	1:35.236	1:36.426	1:37.097	1:37.163	1:36.601	1:35.939	1:37.367
39	Glenn NELSON (QLD)	1:42.565	1:36.178	1:35.700	1:35.411	1:35.022	1:34.615	1:34.525	1:35.159
49	Jake FARNSWORTH (NSW)	1:41.019	1:34.830	1:34.288	1:34.341	1:34.955	1:34.251	1:33.932	1:34.227
50	Carter THOMPSON (NSW)	1:37.225	1:32.465	1:32.444	1:31.883	1:31.500	1:31.728	1:31.584	1:31.690
58	Lucas QUINN (QLD)	1:43.130	1:35.241	1:34.411	1:34.655	1:34.620	1:34.795	1:34.651	1:34.942
59	Tom DRANE (NSW)	1:37.576	1:32.726	1:32.205	1:31.936	1:31.934	1:32.306	1:32.408	1:36.979
72	Benjamin BAKER (NSW)	1:37.233	1:32.496	1:32.231	1:31.887	1:31.430	1:31.739	1:31.884	1:31.606
78	Caleb GILMORE (MWT)	1:38.193	1:33.647	1:33.687	1:33.228	1:33.740	1:33.283	1:33.589	1:32.865
91	Taiyo AKSU (QLD)	1:44.167	1:46.398	1:36.617	1:36.021	1:36.172	1:36.272	1:36.650	1:37.128
95	Matthew RINDEL (VIC)	1:40.942	1:35.277	1:33.986	1:34.301	1:33.884	1:33.144	1:33.482	1:34.051
110	Zakary PETTENDY (NSW)	1:42.467	1:36.142	1:35.157	1:35.297	1:35.034	1:35.079	1:34.536	1:34.951
121	Reece OUGHTRED (VIC)	1:38.254	1:33.657	1:33.523	1:33.297	1:33.650	1:33.534	1:33.274	1:33.004
181	Liam WATERS (QLD)	1:44.263	1:36.366	1:35.269	1:35.383	1:35.328	1:35.117	1:35.602	1:35.512

The results are provisional until the end of the time limit for protests and appeals.


 Chief Timekeeper - Scott Lang


 Race Director - Tom Williams


 Clerk of Course - Paul Hinds



www.computime.com.au
 COMPUTIME RACE TIMING SYSTEMS PTY LTD





Winton Motor Raceway

Round 2 : March 12 - 14



FINANCIAL SERVICES
YAMAHA R3 CUP



Date: 14/03/21
Event: R06
Weather: Sunny - Temp: 15.5C
Track: Dry - Temp: 22.3C

Race 2

Started at: 09:45:04
Laps: 8
Starters: 22
Printed at: 10:02

PROVISIONAL SPLIT TIMES

Lap	Split 1	Split 2	Split 3	Split 4	Lap Time	Spd	Lap	Split 1	Split 2	Split 3	Split 4	Lap Time	Spd
3 Cameron DUNKER (NSW) (7th)							8	13.722	16.029	33.248	31.950	1:34.949	164
1	18.882	16.188	32.788	31.974	1:39.832	81	20 Jonathan NAHLOUS (NSW) (16th)						
2	13.082	15.725	32.760	32.067	1:33.634	163	1	20.868	17.280	34.612	33.403	1:46.163	19
3	13.119	15.709	32.629	31.862	1:33.319	163	2	13.517	16.012	33.593	33.024	1:36.146	158
4	13.072	15.700	32.423	31.881	1:33.076	164	3	13.133	15.972	33.763	32.990	1:35.858	159
5	13.199	15.529	32.415	31.799	1:32.942	162	4	13.313	15.981	33.800	32.979	1:36.073	158
6	13.148	15.479	32.722	32.187	1:33.536	164	5	13.548	15.828	33.208	32.869	1:35.453	157
7	13.155	15.580	32.670	31.861	1:33.266	163	6	13.216	15.677	33.535	32.750	1:35.178	157
8	12.958	15.555	32.833	31.585	1:32.931	164	7	13.615	15.867	33.384	32.775	1:35.641	155
7 Zane KINNA (VIC) (17th)							8	13.412	15.716	33.451	32.834	1:35.413	157
1	21.009	17.238	34.085	33.114	1:45.446	18	25 Brodie GAWITH (VIC) (13th)						
2	13.699	16.063	33.474	33.094	1:36.330	158	1	20.105	16.746	33.566	32.429	1:42.846	93
3	13.536	16.127	32.990	32.631	1:35.284	158	2	13.670	16.501	33.368	32.481	1:36.020	164
4	13.656	16.437	33.414	32.861	1:36.368	158	3	13.542	16.326	33.148	32.358	1:35.374	166
5	13.315	16.077	33.186	32.854	1:35.432	158	4	13.457	16.010	33.279	32.249	1:34.995	164
6	13.585	16.074	33.412	32.967	1:36.038	157	5	13.762	16.032	33.031	32.257	1:35.082	164
7	17.055	16.603	32.966	32.674	1:39.298	157	6	13.528	15.823	33.315	32.346	1:35.012	162
8	13.624	16.425	33.132	32.678	1:35.859	161	7	13.575	16.000	32.929	32.147	1:34.651	165
11 Brandon DEMMERY (NSW) (6th)							8	13.557	16.179	33.236	32.090	1:35.062	164
1	18.087	15.655	32.395	32.428	1:38.565	68	35 Varis FLEMING (VIC) (18th)						
2	13.162	15.728	32.711	31.937	1:33.538	163	1	21.121	17.255	34.554	32.598	1:45.528	20
3	13.318	15.675	32.524	32.166	1:33.683	163	2	13.446	15.987	33.451	32.352	1:35.236	166
4	13.188	15.897	32.325	31.783	1:33.193	162	3	13.616	16.231	33.482	33.097	1:36.426	166
5	13.384	15.842	32.444	32.141	1:33.811	161	4	13.614	16.366	34.363	32.754	1:37.097	165
6	13.321	15.532	32.748	32.074	1:33.675	162	5	13.632	16.165	34.233	33.133	1:37.163	166
7	13.202	15.601	32.441	31.890	1:33.134	158	6	13.595	16.325	33.792	32.889	1:36.601	161
8	13.132	15.456	32.739	31.561	1:32.888	161	7	13.764	16.163	33.418	32.594	1:35.939	160
12 Henry SNELL (QLD) (12th)							8	13.612	16.687	34.060	33.008	1:37.367	162
1	20.817	16.742	33.674	32.303	1:43.536	100	39 Glenn NELSON (QLD) (14th)						
2	13.187	16.403	33.395	32.555	1:35.540	165	1	19.836	16.479	33.854	32.396	1:42.565	92
3	13.331	15.908	33.351	32.344	1:34.934	166	2	13.851	16.063	33.541	32.723	1:36.178	164
4	13.303	15.985	33.389	32.369	1:35.046	164	3	13.432	16.061	33.305	32.902	1:35.700	164
5	13.162	16.115	33.506	32.618	1:35.401	162	4	13.516	16.220	33.184	32.491	1:35.411	164
6	13.187	15.839	33.245	32.301	1:34.572	165	5	13.454	15.895	33.253	32.420	1:35.022	162
7	13.376	16.050	33.102	32.183	1:34.711	160							

Scott Laing
Chief Timekeeper - Scott Laing

Tom Williams
Race Director - Tom Williams

Paul Hinds
Clerk of Course - Paul Hinds





Winton Motor Raceway

Round 2 : March 12 - 14



Date: 14/03/21
 Event: R06
 Weather: Sunny - Temp: 15.5C
 Track: Dry - Temp: 22.3C

Race 2

Started at: 09:45:04
 Laps: 8
 Starters: 22
 Printed at: 10:02

PROVISIONAL SPLIT TIMES

Lap	Split 1	Split 2	Split 3	Split 4	Lap Time	Spd	Lap	Split 1	Split 2	Split 3	Split 4	Lap Time	Spd
6	13.364	15.798	33.081	32.372	1:34.615	162	4	12.842	15.562	31.954	31.578	1:31.936	167
7	13.515	16.068	32.990	31.952	1:34.525	164	5	12.914	15.523	32.015	31.482	1:31.934	166
8	13.730	16.126	33.336	31.967	1:35.159	165	6	13.113	15.593	32.096	31.504	1:32.306	165
							7	13.104	15.656	32.014	31.634	1:32.408	163
							8	13.151	15.573	36.055	32.200	1:36.979	160
49 Jake FARNSWORTH (NSW) (9th)							72 Benjamin BAKER (NSW) (1st)						
1	19.492	16.142	32.913	32.472	1:41.019	79	1	17.551	15.479	32.275	31.928	1:37.233	67
2	13.421	16.241	32.807	32.361	1:34.830	159	2	13.354	15.532	32.046	31.564	1:32.496	167
3	13.185	16.155	32.663	32.285	1:34.288	159	3	13.156	15.525	32.116	31.434	1:32.231	170
4	13.383	16.025	32.659	32.274	1:34.341	159	4	12.822	15.553	32.105	31.407	1:31.887	166
5	13.581	16.342	32.736	32.296	1:34.955	160	5	12.792	15.416	32.016	31.206	1:31.430	166
6	13.453	15.808	32.790	32.200	1:34.251	160	6	12.838	15.424	32.135	31.342	1:31.739	166
7	13.232	15.850	32.755	32.095	1:33.932	159	7	12.847	15.485	32.101	31.451	1:31.884	165
8	13.137	15.808	32.841	32.441	1:34.227	159	8	13.088	15.466	31.916	31.136	1:31.606	169
50 Carter THOMPSON (NSW) (2nd)							78 Caleb GILMORE (MWT) (5th)						
1	17.665	15.583	32.155	31.822	1:37.225	54	1	18.441	15.642	32.236	31.874	1:38.193	78
2	13.191	15.568	31.922	31.784	1:32.465	163	2	13.170	15.683	32.808	31.986	1:33.647	164
3	13.202	15.672	32.028	31.542	1:32.444	165	3	13.228	15.759	32.608	32.092	1:33.687	164
4	12.926	15.363	32.123	31.471	1:31.883	168	4	13.241	15.890	32.272	31.825	1:33.228	165
5	12.821	15.389	31.911	31.379	1:31.500	168	5	13.421	15.876	32.815	31.628	1:33.740	163
6	12.861	15.212	32.221	31.434	1:31.728	167	6	13.214	15.621	32.609	31.839	1:33.283	167
7	12.830	15.369	32.087	31.298	1:31.584	167	7	13.234	15.758	32.573	32.024	1:33.589	163
8	13.080	15.336	31.596	31.678	1:31.690	162	8	13.041	15.572	32.722	31.530	1:32.865	164
58 Lucas QUINN (QLD) (10th)							91 Taiyo AKSU (QLD) (19th)						
1	20.264	16.768	33.489	32.609	1:43.130	87	1	20.702	16.640	33.884	32.941	1:44.167	96
2	13.404	16.141	33.464	32.232	1:35.241	165	2	21.640	17.695	33.667	33.396	1:46.398	162
3	13.278	16.115	32.660	32.358	1:34.411	162	3	13.761	16.329	33.502	33.025	1:36.617	158
4	13.346	15.853	33.082	32.374	1:34.655	161	4	13.442	16.162	33.444	32.973	1:36.021	159
5	13.315	15.952	32.786	32.567	1:34.620	162	5	13.615	16.336	33.216	33.005	1:36.172	158
6	13.420	16.011	33.129	32.235	1:34.795	161	6	13.742	16.063	33.703	32.764	1:36.272	157
7	13.446	16.096	32.949	32.160	1:34.651	161	7	13.694	16.300	33.638	33.018	1:36.650	157
8	13.369	15.962	33.200	32.411	1:34.942	160	8	13.597	16.369	33.679	33.483	1:37.128	156
59 Tom DRANE (NSW) (3rd)							95 Matthew RINDEL (VIC) (8th)						
1	17.800	15.697	32.285	31.794	1:37.576	59	1	19.542	16.198	32.944	32.258	1:40.942	86
2	13.237	15.735	32.119	31.635	1:32.726	166							
3	13.055	15.553	32.044	31.553	1:32.205	166							

Scott Laing
 Chief Timekeeper - Scott Laing

Tom Williams
 Race Director - Tom Williams

Paul Hinds
 Clerk of Course - Paul Hinds





Winton Motor Raceway

Round 2 : March 12 - 14



Date: 14/03/21
 Event: R06
 Weather: Sunny - Temp: 15.5C
 Track: Dry - Temp: 22.3C

Race 2

Started at: 09:45:04
 Laps: 8
 Starters: 22
 Printed at: 10:02

PROVISIONAL SPLIT TIMES

Lap	Split 1	Split 2	Split 3	Split 4	Lap Time	Spd	Lap	Split 1	Split 2	Split 3	Split 4	Lap Time	Spd
2	13.440	16.379	33.151	32.307	1:35.277	165	2	13.379	15.613	32.680	31.985	1:33.657	165
3	13.338	15.777	32.966	31.905	1:33.986	167	3	13.306	15.693	32.733	31.791	1:33.523	165
4	13.358	16.067	32.961	31.915	1:34.301	168	4	13.044	15.825	32.382	32.046	1:33.297	162
5	13.500	15.915	32.688	31.781	1:33.884	168	5	13.348	15.821	32.593	31.888	1:33.650	161
6	13.215	15.609	32.630	31.690	1:33.144	165	6	13.140	15.686	32.649	32.059	1:33.534	162
7	13.253	15.540	32.661	32.028	1:33.482	166	7	13.272	15.685	32.607	31.710	1:33.274	166
8	13.265	15.683	32.794	32.309	1:34.051	165	8	13.053	15.634	32.695	31.622	1:33.004	161

110 Zakary PETTENDY (NSW) (11th)

181 Liam WATERS (QLD) (15th)

1	20.011	16.467	33.553	32.436	1:42.467	95	1	20.775	17.312	33.544	32.632	1:44.263	19
2	13.621	16.142	33.730	32.649	1:36.142	160	2	14.282	16.163	33.333	32.588	1:36.366	167
3	13.194	16.018	33.502	32.443	1:35.157	163	3	13.639	15.992	33.086	32.552	1:35.269	163
4	13.484	15.924	33.382	32.507	1:35.297	160	4	13.552	16.082	33.214	32.535	1:35.383	162
5	13.467	15.934	33.253	32.380	1:35.034	159	5	13.555	16.004	33.159	32.610	1:35.328	163
6	13.350	15.941	33.282	32.506	1:35.079	160	6	13.561	15.873	33.235	32.448	1:35.117	162
7	13.336	16.020	32.940	32.240	1:34.536	163	7	13.485	16.187	33.432	32.498	1:35.602	162
8	13.696	15.991	33.057	32.207	1:34.951	160	8	13.442	16.092	33.532	32.446	1:35.512	160

121 Reece OUGHTRED (VIC) (4th)

1	18.547	15.835	32.194	31.678	1:38.254	75
---	--------	--------	---------------	--------	----------	----

The results are provisional until the end of the time limit for protests and appeals.

Scott Lang
 Chief Timekeeper - Scott Lang

Tom Williams
 Race Director - Tom Williams

Paul Hinds
 Clerk of Course - Paul Hinds



www.computime.com.au
 COMPUTIME RACE TIMING SYSTEMS PTY LTD





Winton Motor Raceway
Round 2 : March 12 - 14



Date: 14/03/21
 Event: R06
 Weather: Sunny - Temp: 15.5C
 Track: Dry - Temp: 22.3C

Race 2

Started at: 09:45:04
 Laps: 8
 Starters: 22
 Printed at: 10:03

PROVISIONAL FASTEST LAPS SEQUENCE

Lap	Race Pos	No	Name	Machine	Fastest Lap	On Lap
1	1	50	Carter THOMPSON (NSW)	Yamaha YZF-R3	1:37.225	1
2	1	50	Carter THOMPSON (NSW)	Yamaha YZF-R3	1:32.465	2
3	1	72	Benjamin BAKER (NSW)	Yamaha YZF-R3	1:32.231	3
3	3	59	Tom DRANE (NSW)	Yamaha YZF-R3	1:32.205	3
4	1	72	Benjamin BAKER (NSW)	Yamaha YZF-R3	1:31.887	4
4	2	50	Carter THOMPSON (NSW)	Yamaha YZF-R3	1:31.883	4
5	1	72	Benjamin BAKER (NSW)	Yamaha YZF-R3	1:31.430	5

The results are provisional until the end of the time limit for protests and appeals.

Scott Laing
 Chief Timekeeper - Scott Laing

Tom Williams
 Race Director - Tom Williams

Paul Hinds
 Clerk of Course - Paul Hinds



www.computime.com.au
COMPUTIME RACE TIMING SYSTEMS PTY LTD





Winton Motor Raceway

Round 2 : March 12 - 14



FINANCIAL SERVICES
YAMAHA R3 CUP



Date: 14/03/21
Event: R06
Weather: Sunny - Temp: 15.5C
Track: Dry - Temp: 22.3C

Race 2

Started at: 09:45:04
Laps: 8
Starters: 22
Printed at: 10:03

PROVISIONAL LAP SHEET

No	Lap Time	Gap	No	Lap Time	Gap	No	Lap Time	Gap	No	Lap Time	Gap	No	Lap Time	Gap
Lap 1			35	1:35.236	11.074	110	1:35.297	15.216	95	1:33.144	14.518	121	1:33.004	11.687
50	1:37.225		7	1:36.330	12.086	25	1:34.995	15.388	49	1:34.251	16.668	78	1:32.865	11.726
72	1:37.233	.008	20	1:36.146	12.619	39	1:35.411	16.007	58	1:34.795	19.836	11	1:32.888	11.981
59	1:37.576	.351	91	1:46.398	20.875	181	1:35.383	17.434	12	1:34.572	22.013	3	1:32.931	12.030
78	1:38.193	.968	Lap 3			7	1:36.368	19.581	110	1:35.079	22.160	95	1:34.051	18.561
121	1:38.254	1.029	72	1:32.231		20	1:36.073	20.393	25	1:35.012	22.313	49	1:34.227	21.337
11	1:38.565	1.340	50	1:32.444	.174	35	1:37.097	20.440	39	1:34.615	22.475	58	1:34.942	25.939
3	1:39.832	2.607	59	1:32.205	.547	91	1:36.021	29.356	181	1:35.117	24.710	110	1:34.951	28.157
95	1:40.942	3.717	121	1:33.523	3.474	Lap 5			20	1:35.178	27.855	12	1:34.949	28.183
49	1:41.019	3.794	78	1:33.687	3.567	72	1:31.430		7	1:36.038	27.882	25	1:35.062	28.536
110	1:42.467	5.242	11	1:33.683	3.826	50	1:31.500	.240	35	1:36.601	31.035	39	1:35.159	28.669
39	1:42.565	5.340	3	1:33.319	4.825	59	1:31.934	1.100	91	1:36.272	38.631	181	1:35.512	32.334
25	1:42.846	5.621	49	1:34.288	8.177	121	1:33.650	7.104	Lap 7			20	1:35.413	35.419
58	1:43.130	5.905	95	1:33.986	8.245	78	1:33.740	7.218	50	1:31.584		7	1:35.859	39.549
12	1:43.536	6.311	58	1:34.411	10.822	11	1:33.811	7.513	72	1:31.884	.071	35	1:37.367	40.851
91	1:44.167	6.942	110	1:35.157	11.806	3	1:32.942	7.526	59	1:32.408	2.262	91	1:37.128	48.919
181	1:44.263	7.038	12	1:34.934	12.050	95	1:33.884	13.113	121	1:33.274	10.360			
7	1:45.446	8.221	25	1:35.374	12.280	49	1:34.955	14.156	78	1:33.589	10.538			
35	1:45.528	8.303	39	1:35.700	12.483	58	1:34.620	16.780	11	1:33.134	10.770			
20	1:46.163	8.938	181	1:35.269	13.938	110	1:35.034	18.820	3	1:33.266	10.776			
Lap 2			7	1:35.284	15.100	25	1:35.082	19.040	95	1:33.482	16.187			
50	1:32.465		35	1:36.426	15.230	12	1:35.401	19.180	49	1:33.932	18.787			
72	1:32.496	.039	20	1:35.858	16.207	39	1:35.022	19.599	58	1:34.651	22.674			
59	1:32.726	.612	91	1:36.617	25.222	181	1:35.328	21.332	110	1:34.536	24.883			
78	1:33.647	2.150	Lap 4			7	1:35.432	23.583	12	1:34.711	24.911			
121	1:33.657	2.221	72	1:31.887		20	1:35.453	24.416	25	1:34.651	25.151			
11	1:33.538	2.413	50	1:31.883	.170	35	1:37.163	26.173	39	1:34.525	25.187			
3	1:33.634	3.776	59	1:31.936	.596	91	1:36.172	34.098	181	1:35.602	28.499			
49	1:34.830	6.159	121	1:33.297	4.884	Lap 6			20	1:35.641	31.683			
95	1:35.277	6.529	78	1:33.228	4.908	72	1:31.739		35	1:35.939	35.161			
58	1:35.241	8.681	11	1:33.193	5.132	50	1:31.728	.229	7	1:39.298	35.367			
110	1:36.142	8.919	3	1:33.076	6.014	59	1:32.306	1.667	91	1:36.650	43.468			
39	1:36.178	9.053	49	1:34.341	10.631	78	1:33.283	8.762	Lap 8					
25	1:36.020	9.176	95	1:34.301	10.659	121	1:33.534	8.899	72	1:31.606				
12	1:35.540	9.386	58	1:34.655	13.590	3	1:33.536	9.323	50	1:31.690	.013			
181	1:36.366	10.939	12	1:35.046	15.209	11	1:33.675	9.449	59	1:36.979	7.564			

The results are provisional until the end of the time limit for protests and appeals.

Scott Laing
Chief Timekeeper - Scott Laing

Tom Williams
Race Director - Tom Williams

Paul Hinds
Clerk of Course - Paul Hinds



www.computime.com.au
COMPUTIME RACE TIMING SYSTEMS PTY LTD





Winton Motor Raceway

Round 2 : March 12 - 14



ASBK.COM.AU f t i y

Date: 14/03/21
 Event: R06
 Weather: Sunny - Temp: 15.5C
 Track: Dry - Temp: 22.3C

Race 2

Started at: 09:45:04
 Laps: 8
 Starters: 22
 Printed at: 10:03

PROVISIONAL LAP CHART

Name	Grid	1	2	3	4	5	6	7	8	Name
C. THOMPSON	50	50	50	72	72	72	72	50	72	B. BAKER
T. DRANE	59	72	72	50	50	50	50	72	50	C. THOMPSON
B. BAKER	72	59	59	59	59	59	59	59	59	T. DRANE
B. DEMMERY	11	78	78	121	121	121	78	121	121	R. OUGHTRED
J. HATCH	99	121	121	78	78	78	121	78	78	C. GILMORE
R. OUGHTRED	121	11	11	11	11	11	3	11	11	B. DEMMERY
C. GILMORE	78	3	3	3	3	3	11	3	3	C. DUNKER
J. FARNSWORTH	49	95	49	49	49	95	95	95	95	M. RINDEL
C. DUNKER	3	49	95	95	95	49	49	49	49	J. FARNSWORTH
M. RINDEL	95	110	58	58	58	58	58	58	58	L. QUINN
C. CLEGG	63	39	110	110	12	110	12	110	110	Z. PETTENDY
L. QUINN	58	25	39	12	110	25	110	12	12	H. SNELL
L. BROWN	355	58	25	25	25	12	25	25	25	B. GAWITH
G. NELSON	39	12	12	39	39	39	39	39	39	G. NELSON
B. GAWITH	25	91	181	181	181	181	181	181	181	L. WATERS
Z. PETTENDY	110	181	35	7	7	7	20	20	20	J. NAHLOUS
T. AKSU	91	7	7	35	20	20	7	35	7	Z. KINNA
J. RUSSO	32	35	20	20	35	35	35	7	35	V. FLEMING
H. SNELL	12	20	91	91	91	91	91	91	91	T. AKSU
L. WATERS	181									
J. NAHLOUS	20									
V. FLEMING	35									
Z. KINNA	7									
S. DAVIS	77									
J. PORT	45									

The results are provisional until the end of the time limit for protests and appeals.

Scott Lang
 Chief Timekeeper - Scott Lang

Tom Williams
 Race Director - Tom Williams

Paul Hinds
 Clerk of Course - Paul Hinds



www.computime.com.au
 COMPUTIME RACE TIMING SYSTEMS PTY LTD





Winton Motor Raceway

Round 2 : March 12 - 14



Date: 14/03/21
 Event: R06
 Weather: Sunny - Temp: 15.5C
 Track: Dry - Temp: 22.3C

Race 2


Started at: 09:45:04
 Laps: 8
 Starters: 22
 Printed at: 10:03


PROVISIONAL BEST PARTIAL TIMES

Pos	Split 1		Split 2		Split 3		Split 4		LAP		Ideal	Fastest
	Name	Time	Name	Time	Name	Time	Name	Time	Name	Time		
1	B. BAKER	12.792	C. THOMPSON	15.212	C. THOMPSON	31.596	B. BAKER	31.136	C. THOMPSON	1:30.927	1:31.500	
2	C. THOMPSON	12.821	B. BAKER	15.416	B. BAKER	31.916	C. THOMPSON	31.298	B. BAKER	1:31.260	1:31.430	
3	T. DRANE	12.842	B. DEMMERY	15.456	T. DRANE	31.954	T. DRANE	31.482	T. DRANE	1:31.801	1:31.934	
4	C. DUNKER	12.958	C. DUNKER	15.479	R. OUGHTRE	32.194	C. GILMORE	31.530	C. GILMORE	1:32.379	1:32.865	
5	C. GILMORE	13.041	T. DRANE	15.523	C. GILMORE	32.236	B. DEMMERY	31.561	C. DUNKER	1:32.437	1:32.931	
6	R. OUGHTRE	13.044	M. RINDEL	15.540	B. DEMMERY	32.325	C. DUNKER	31.585	R. OUGHTRE	1:32.473	1:33.004	
7	B. DEMMERY	13.132	C. GILMORE	15.572	C. DUNKER	32.415	R. OUGHTRE	31.622	B. DEMMERY	1:32.474	1:32.888	
8	J. NAHLOUS	13.133	R. OUGHTRE	15.613	M. RINDEL	32.630	M. RINDEL	31.690	M. RINDEL	1:33.075	1:33.144	
9	J. FARNSWO	13.137	J. NAHLOUS	15.677	J. FARNSWO	32.659	H. SNELL	31.950	J. FARNSWO	1:33.699	1:33.932	
10	H. SNELL	13.162	G. NELSON	15.798	L. QUINN	32.660	G. NELSON	31.952	L. QUINN	1:33.951	1:34.411	
11	Z. PETTENDY	13.194	J. FARNSWO	15.808	B. GAWITH	32.929	B. GAWITH	32.090	H. SNELL	1:34.053	1:34.572	
12	M. RINDEL	13.215	B. GAWITH	15.823	Z. PETTENDY	32.940	J. FARNSWO	32.095	G. NELSON	1:34.104	1:34.525	
13	L. QUINN	13.278	H. SNELL	15.839	Z. KINNA	32.966	L. QUINN	32.160	Z. PETTENDY	1:34.265	1:34.536	
14	Z. KINNA	13.315	L. QUINN	15.853	G. NELSON	32.990	Z. PETTENDY	32.207	B. GAWITH	1:34.299	1:34.651	
15	G. NELSON	13.364	L. WATERS	15.873	L. WATERS	33.086	V. FLEMING	32.352	J. NAHLOUS	1:34.768	1:35.178	
16	L. WATERS	13.442	Z. PETTENDY	15.924	H. SNELL	33.102	L. WATERS	32.446	L. WATERS	1:34.847	1:35.117	
17	T. AKSU	13.442	V. FLEMING	15.987	J. NAHLOUS	33.208	Z. KINNA	32.631	Z. KINNA	1:34.975	1:35.284	
18	V. FLEMING	13.446	Z. KINNA	16.063	T. AKSU	33.216	J. NAHLOUS	32.750	V. FLEMING	1:35.203	1:35.236	
19	B. GAWITH	13.457	T. AKSU	16.063	V. FLEMING	33.418	T. AKSU	32.764	T. AKSU	1:35.485	1:36.021	

The results are provisional until the end of the time limit for protests and appeals.


 Chief Timekeeper - Scott Lang


 Race Director - Tom Williams


 Clerk of Course - Paul Hinds



www.computime.com.au
 COMPUTIME RACE TIMING SYSTEMS PTY LTD





Winton Motor Raceway
Round 2 : March 12 - 14



FINANCIAL SERVICES
YAMAHA FINANCE R3 CUP

PROVISIONAL PROGRESSIVE ROUND POINTS



YAMAHA R3 CUP

Pos	No	Name	Rnd 2 Race 1	Rnd 2 Race 2	Total
1	50	Carter THOMPSON	25	20	45
2	72	Benjamin BAKER	11	25	36
3	59	Tom DRANE	17	18	35
4	11	Brandon DEMMERY	18	15	33
5	78	Caleb GILMORE	16	16	32
6	3	Cameron DUNKER	13	14	27
7	121	Reece OUGHTRED	9	17	26
8	49	Jake FARNSWORTH	14	12	26
9	25	Brodie GAWITH	12	8	20
10	99	Jacob HATCH	20		20
11	12	Henry SNELL	10	9	19
12	355	Laura BROWN	15		15
13	95	Matthew RINDEL		13	13
14	7	Zane KINNA	8	4	12
15	58	Lucas QUINN		11	11
16	39	Glenn NELSON	4	7	11
17	110	Zakary PETTENDY		10	10
18	35	Varis FLEMING	7	3	10
19	20	Jonathan NAHLOUS	2	5	7
20	181	Liam WATERS		6	6
21	77	Sam DAVIS	6		6
22	91	Taiyo AKSU	3	2	5
23	63	Clay CLEGG	5		5

Scott Lang
 Chief Timekeeper - Scott Lang

Tom Williams
 Race Director - Tom Williams

Paul Hinds
 Clerk of Course - Paul Hinds



www.computime.com.au
COMPUTIME RACE TIMING SYSTEMS PTY LTD





Winton Motor Raceway

Round 2 : March 12 - 14



ASBK.COM.AU f t i y

Date: 14/03/21
Event: R06
Weather: Sunny - Temp: 15.5C
Track: Dry - Temp: 22.3C


Race 2

Started at: 09:45:04
Laps: 8
Starters: 22
Printed at: 10:03


PROVISIONAL RACE INFORMATION

Time	Description
09:39:56	SIGHTING LAP STARTED / PIT EXIT OPEN FOR 1 MIN
09:41:20	PIT EXIT CLOSED
09:41:56	BIKES ON GRID
09:42:25	WARM UP LAP STARTED
09:45:04	Event Start
09:46:21	63 (CLEGG) & 99 (HATCH) CRASHED TURN 4 - RIDERS UP
09:47:16	Rider 355 (Laura BROWN) CRASHED TURN 8 - RIDER UP
09:57:25	Chequered Flag
10:00:07	Event Finish


The results are provisional until the end of the time limit for protests and appeals.



Chief Timekeeper - Scott Lang



Race Director - Tom Williams



Clerk of Course - Paul Hinds



www.computime.com.au
COMPUTIME RACE TIMING SYSTEMS PTY LTD

